












LITHOLOGICAL LEGEND:

-  Rhyolite porphyry
-  Rhyolite
-  Mafic volcanic
-  Lithic tuff
-  Welded tuff
-  Hydrothermal vein/breccia
-  Fault breccia

ALTERATION PATTERN:

-  Argillic (clay) alteration
-  Calcareous
-  Pyrite
-  Silicification

ASSAYS : Core width- Au Ag gram/tonne
 * < 5 % core recovery

HUDSON BAY EXPLORATION & DEVELOPMENT	
WHITEHORSE	OFFICE
SECTION 28 + 10 W Looking West	
Azimuth section: 045°	
SCALE:	Meters
0 5 10 15 20	
DATE: AUGUST 3, 1984	
DRAWN BY: <i>RS</i>	